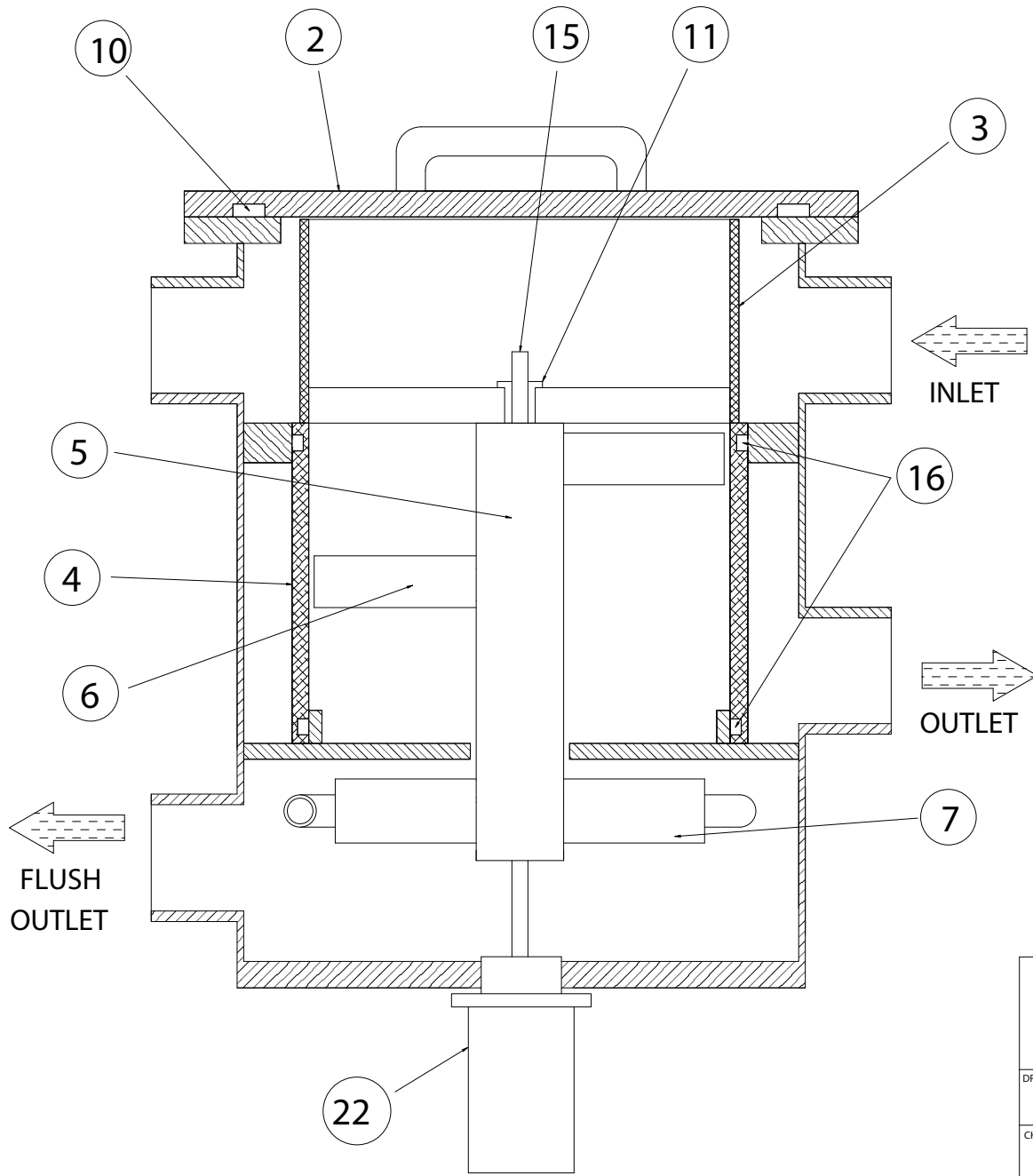


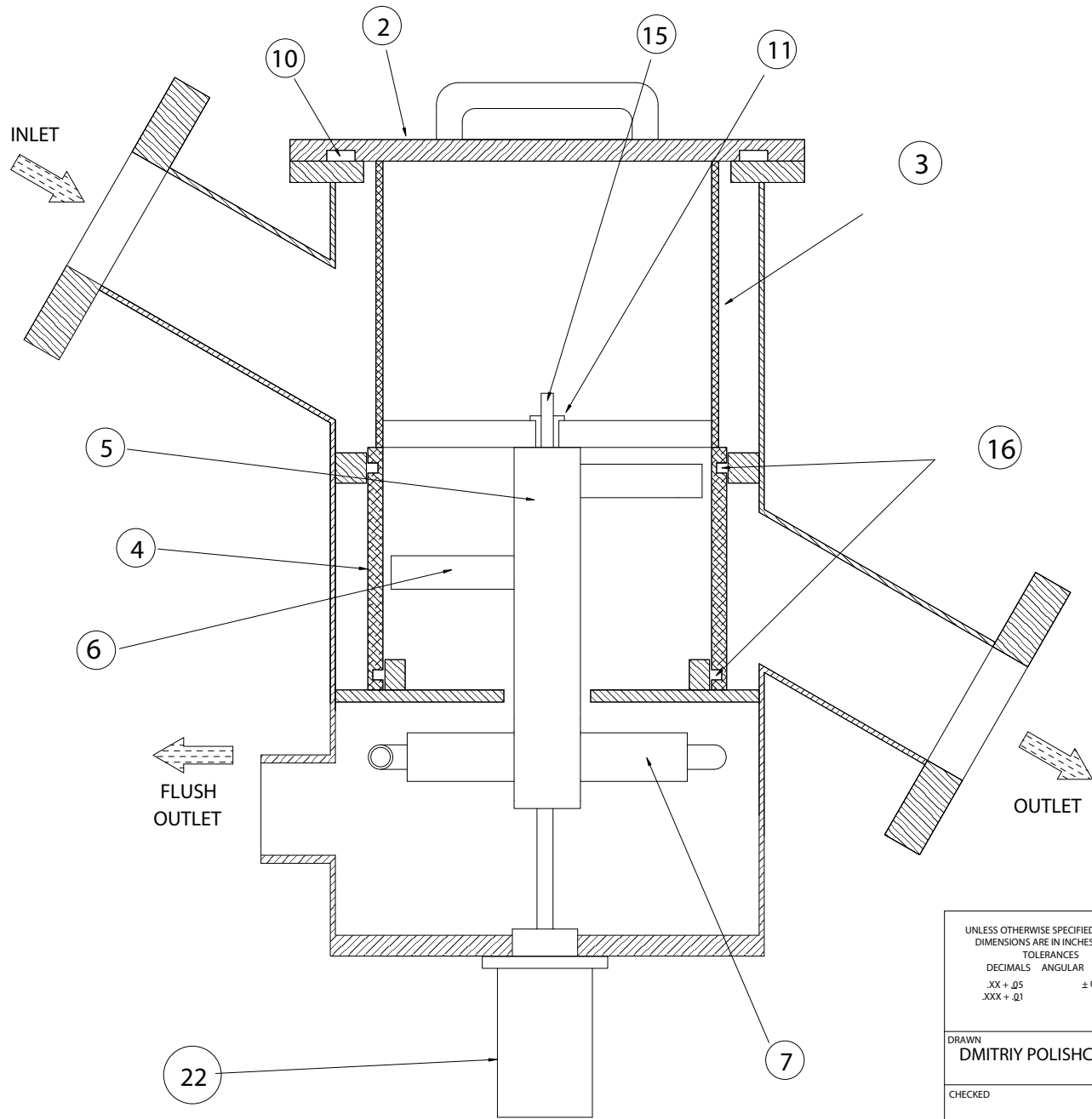
ZONE	REV	DESCRIPTION	DATE	APPROVED



- 2) Cover
- 3) Coarse Screen
- 4) Fine Screen
- 5) Dirt Collector
- 6) Dirt Collector Nozzle
- 7) Hydraulic Motor
- 10) Cover Seal
- 11) Upper Bearing
- 15) Dirt Collector Rod
- 16) Upper/Lower O-Ring
- 22) Hydraulic Piston

UNLESS OTHERWISE SPECIFIED DIMENSIONS ARE IN INCHES TOLERANCES DECIMALS ANGULAR .XX + .05 ± 0.5 DEG. .XXX + .01		AUTOMATIC FILTERS, INC. 2672 S. LA CIENEGA BLVD. LOS ANGELES, CA 90034 (310) 839-2828 FAX (310) 839-6878		
DRAWN	DATE	TITLE		
DMITRIY POLISHCHUK	9-22-03	Cutaway of ABW2-LP		
CHECKED		SIZE	DWG NO.	REV
		A	ABW2-LP cut	1
DESIGN		SCALE 1:6		SHEET OF
cadAAna				

REVISIONS				
ZONE	REV	DESCRIPTION	DATE	APPROVED



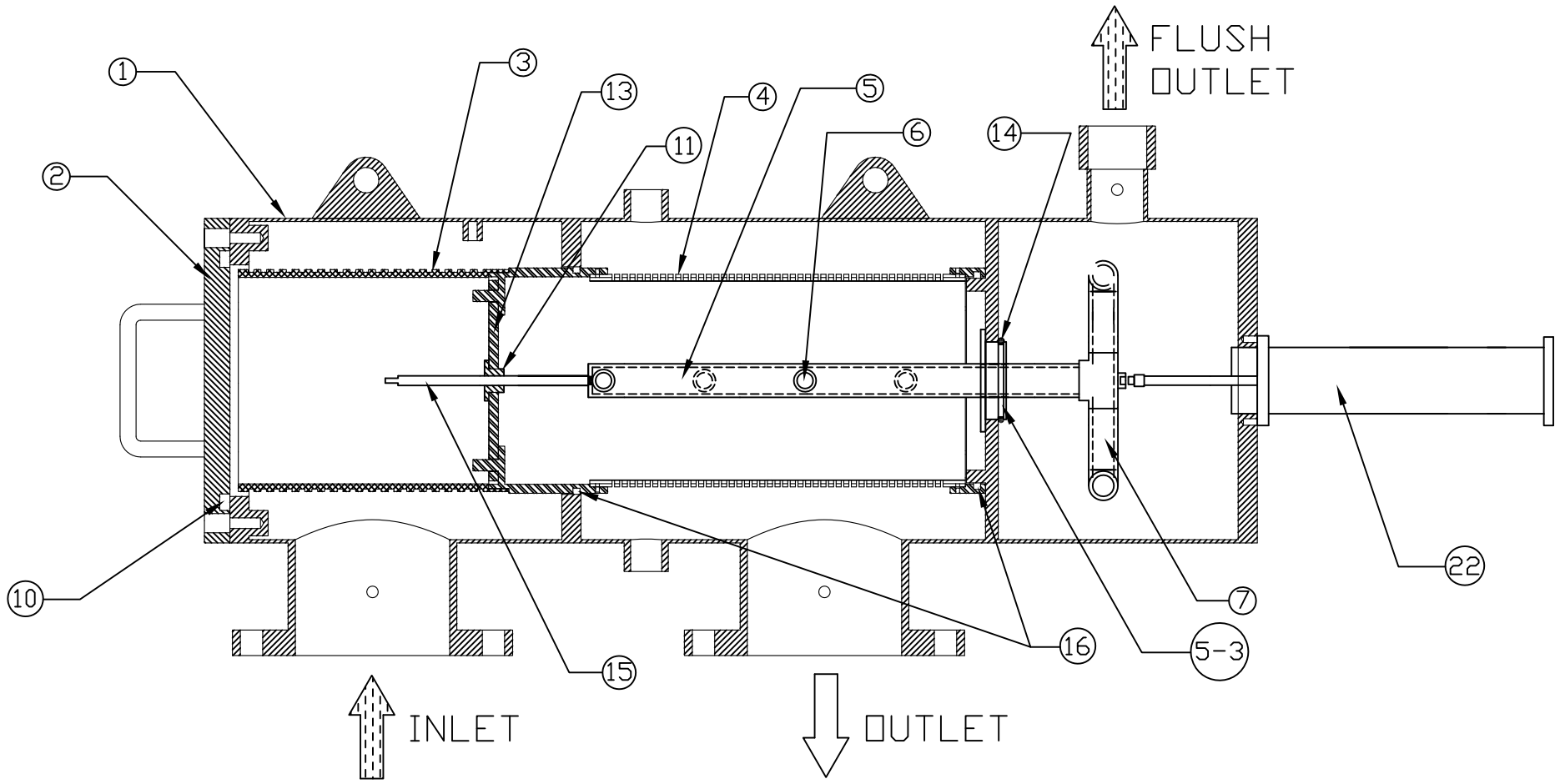
- 2) Cover
- 3) Coarse Screen
- 4) Fine Screen
- 5) Dirt Collector
- 6) Dirt Collector Nozzle
- 7) Hydraulic Motor
- 10) Cover Seal
- 11) Upper Bearing
- 15) Dirt Collector Rod
- 16) Upper/Lower O-Ring
- 22) Hydraulic Piston

UNLESS OTHERWISE SPECIFIED
DIMENSIONS ARE IN INCHES
TOLERANCES
DECIMALS ANGULAR
.XX + .05 ± 0.5 DEG.
.XXX + .01

DRAWN DMITRIY POLISHCHUK	DATE 9-22-03
CHECKED	
DESIGN	

AUTOMATIC FILTERS, INC. 2672 S. LA CIENEGA BLVD. LOS ANGELES, CA 90034 (310) 839-2828 FAX (310) 839-6878		
TITLE <h3>Cutaway of ABW3-4</h3>		
SIZE A	DWG NO. ABW3-4 cut	REV 0
SCALE 1:6		SHEET OF

REVISIONS				
REV.	ZONE	DESCRIPTION	DATE	INITIAL
1	ALL	UPDATED PARTS NUMBERS.	02/16/11	S.P.



- 1) Filter Housing
- 2) Cover
- 3) Coarse Screen (Optional)
- 4) Fine Screen
- 5) Dirt Collector
- 5-3) Hydraulic Motor Chamber Reducer
- 6) Dirt Collector Nozzle
- 7) Hydraulic Motor
- 10) Cover Seal
- 11) Upper Bearing
- 13) Screen Bar
- 14) Reducer O-Ring
- 15) Dirt Collector Rod
- 16) Upper/Lower O-Ring
- 22) Hydraulic Piston (1.5")

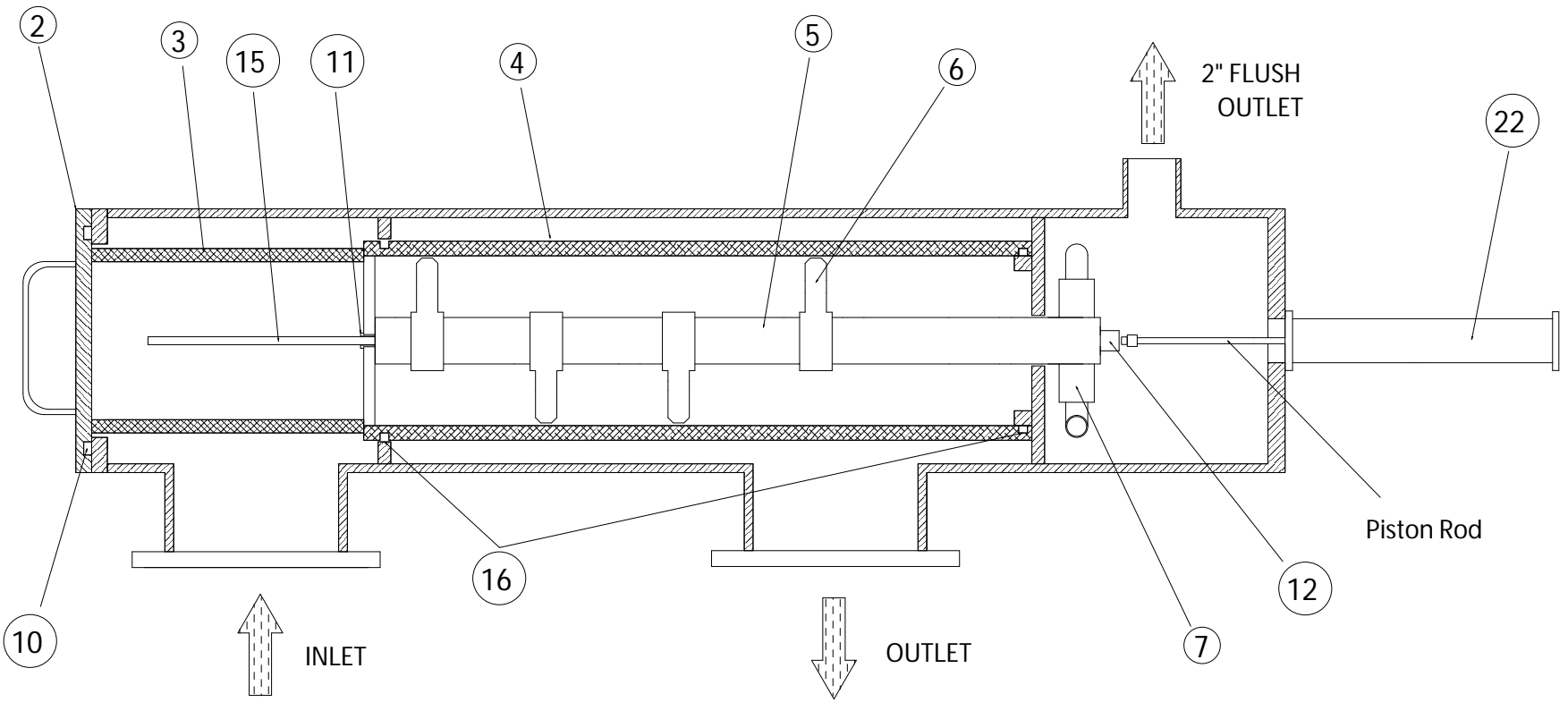
TOLERANCES (UNLESS OTHERWISE SPECIFIED)	
FRAC. $\pm 1/16$	ANGLE $\pm 1^\circ$
.X ± 1	
.XX ± 05	
.XXX ± 010	

TEKLEEN
Automatic Filters Inc.

2672 S. LA CIENEGA BLVD.
LOS ANGELES, CA 90034
MAIN: (310) 839-2828
FAX: (310) 839-6878

MATERIAL:		TITLE: ABW 3LP, 4LP, & 6P CUTAWAY	
DRAWN BY: S. PERKINSON		DRAWING NUMBER	
DATE: 02/08/11		ABW-3LP-4LP-6P-CUT-01	
SCALE: NONE	SHEET: 1 OF 1	REV	1

REVISIONS				
ZONE	REV	DESCRIPTION	DATE	APPROVED

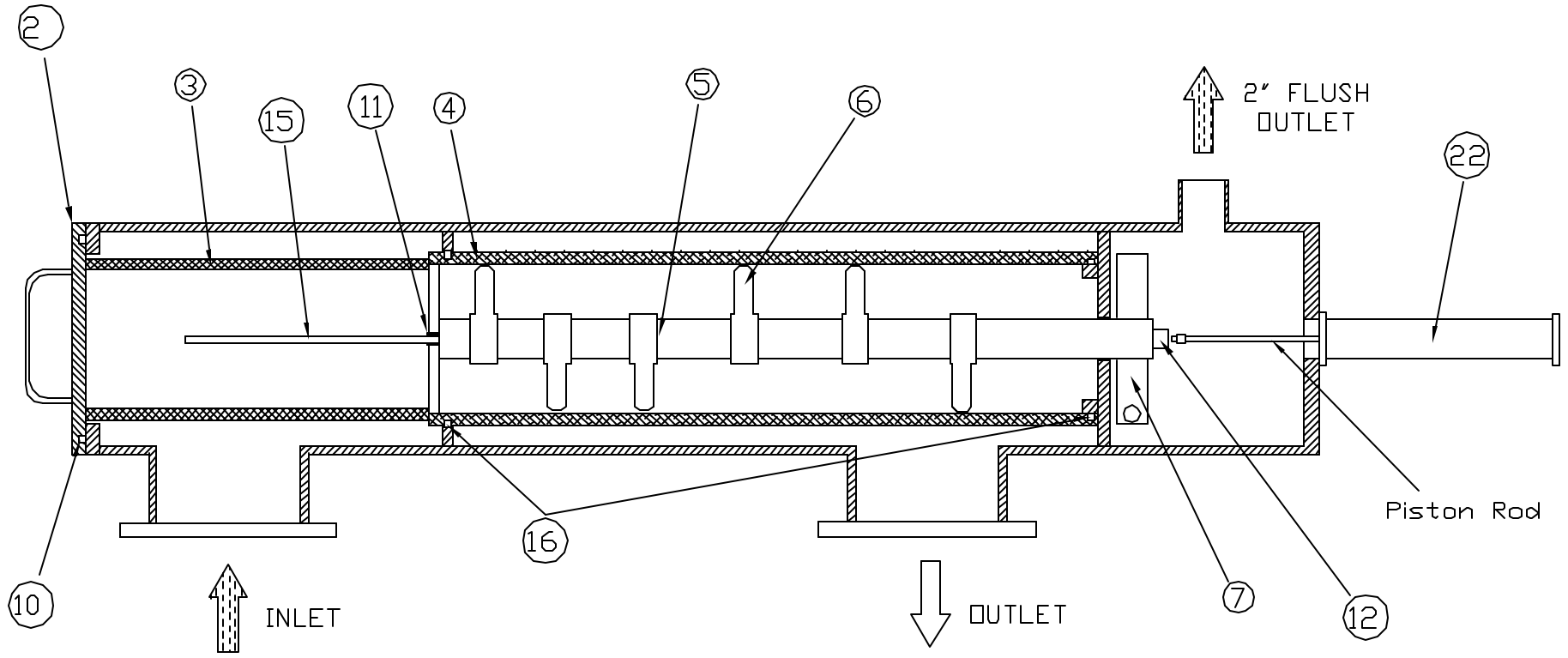


- 2) Cover
- 3) Coarse Screen (Optional)
- 4) Fine Screen
- 5) Dirt Collector
- 6) Clamped Nozzle
- 7) Hydraulic Motor
- 10) Cover Seal
- 11) Upper Bearing
- 12) Lower Bearing
- 15) Dirt Collector Rod
- 16) Upper/Lower O-Ring
- 22) Hydraulic Piston (1.5")

UNLESS OTHERWISE SPECIFIED DIMENSIONS ARE IN INCHES TOLERANCES DECIMALS ANGULAR .XX + .05 ± 0.5 DEG. .XXX + .01		AUTOMATIC FILTERS, INC.	
DRAWN Jae H. Ji		DATE 1/29/02	
CHECKED		TITLE Cutaway of Abw4L-6L-8	
DESIGN		SIZE A	DWG. NO. Abw4L-6L-8 cut
		REV 0	SHEET OF
		NOT TO SCALE	

1 2 3 4 5 6 7 8

REVISIONS				
ZONE	REV	DESCRIPTION	DATE	APPROVED



- 1) Filter Housing
- 2) Cover
- 3) Coarse Screen (Optional)
- 4) Fine Screen
- 5) Dirt Collector
- 6) Clamped Nozzle
- 7) Hydraulic Motor
- 10) Cover Seal
- 11) Upper Bearing
- 12) Lower Bearing
- 15) Dirt Collector Rod
- 16) Upper/Lower O-Ring
- 22) Hydraulic Piston (2.0")

UNLESS OTHERWISE SPECIFIED DIMENSIONS ARE IN INCHES TOLERANCES		AUTOMATIC FILTERS, INC.		
DECIMALS	ANGULAR	TITLE		
XX ± .05	± 0.5 DEG	Cutaway of		
XXX ± .01		Abw6XL-8L-12-14-16		
DRAWN	DATE	SIZE	DWG NO.	REV
Daniel Stenberg	2-9-06	A	Abw16XL-8L-12-14-16 cut	0
CHECKED		NOT TO SCALE		SHEET OF
DESIGN				