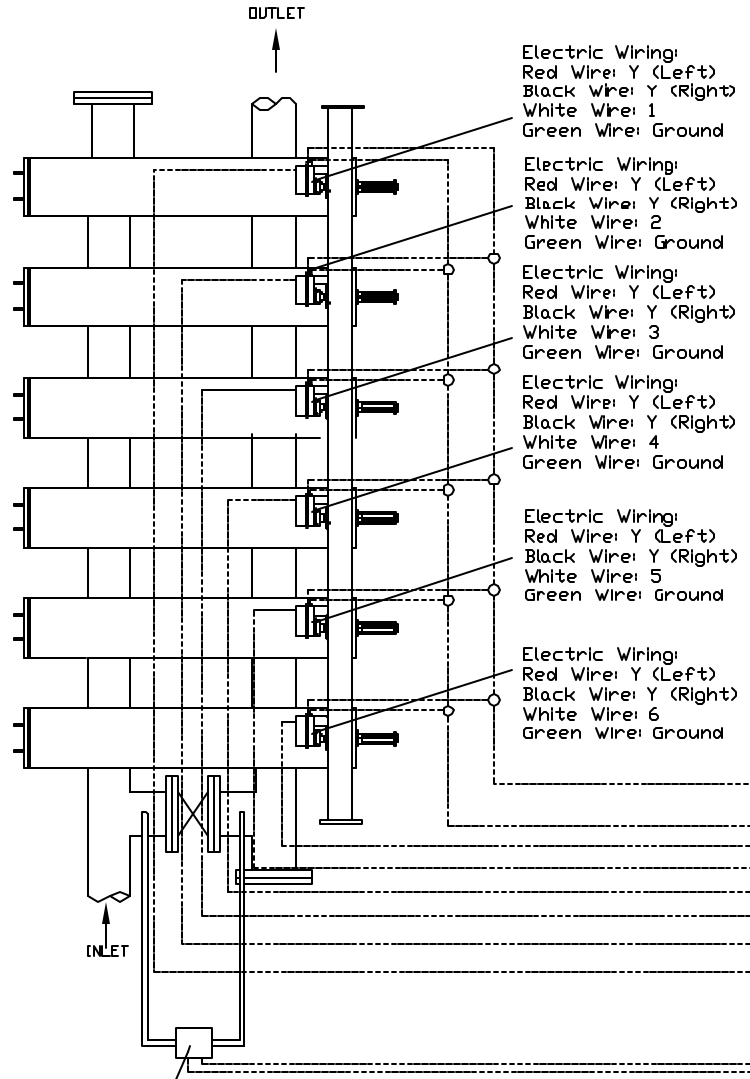
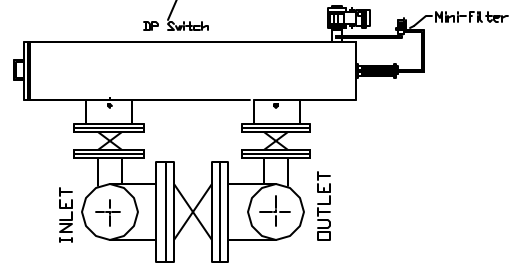
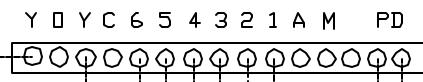
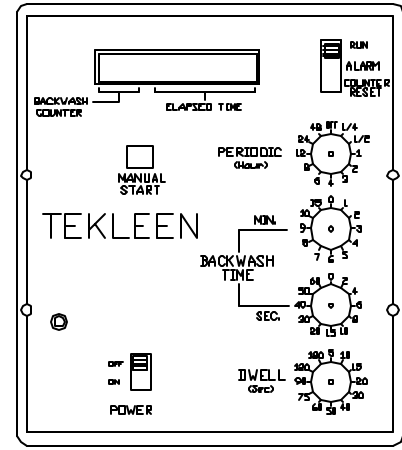


REVISIONS				
ZONE	REV	DESCRIPTION	DATE	APPROVED



- Electric Wiring:  
Red Wire: Y (Left)  
Black Wire: Y (Right)  
White Wire: 1  
Green Wire: Ground
- Electric Wiring:  
Red Wire: Y (Left)  
Black Wire: Y (Right)  
White Wire: 2  
Green Wire: Ground
- Electric Wiring:  
Red Wire: Y (Left)  
Black Wire: Y (Right)  
White Wire: 3  
Green Wire: Ground
- Electric Wiring:  
Red Wire: Y (Left)  
Black Wire: Y (Right)  
White Wire: 4  
Green Wire: Ground
- Electric Wiring:  
Red Wire: Y (Left)  
Black Wire: Y (Right)  
White Wire: 5  
Green Wire: Ground
- Electric Wiring:  
Red Wire: Y (Left)  
Black Wire: Y (Right)  
White Wire: 6  
Green Wire: Ground



UNLESS OTHERWISE SPECIFIED DIMENSIONS ARE IN INCHES TOLERANCES DECIMALS .XX ± .05 ANGULAR ± 0.5 DEG XXX ± .01		AUTOMATIC FILTERS, INC.	
DRAWN Donel Stenberg		TITLE 6 ABWxx-P Filters In Parallel	
CHECKED		DATE 12-14-05	REV 0
DESIGN		SIZE A	DWG NO. 6 ABW G88
		SHEET 1 OF 1	