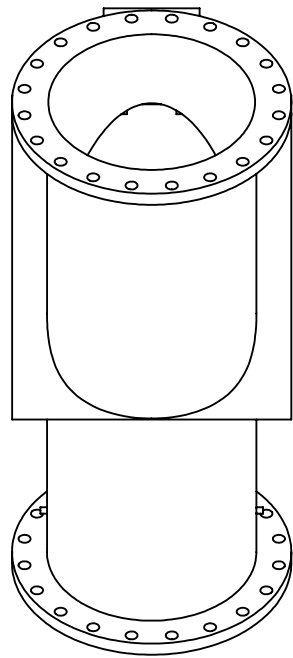
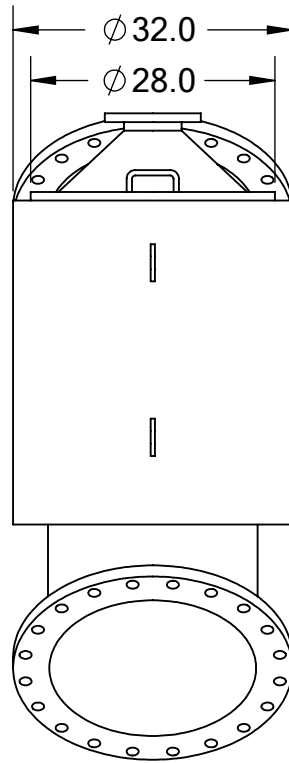


1 2 3 4 5 6 7 8

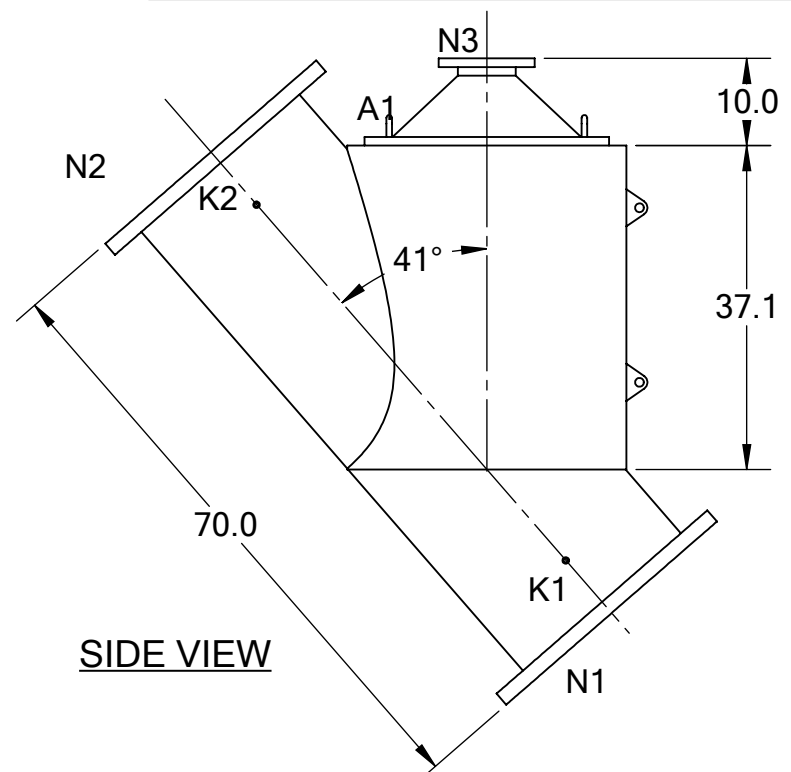


FRONT VIEW

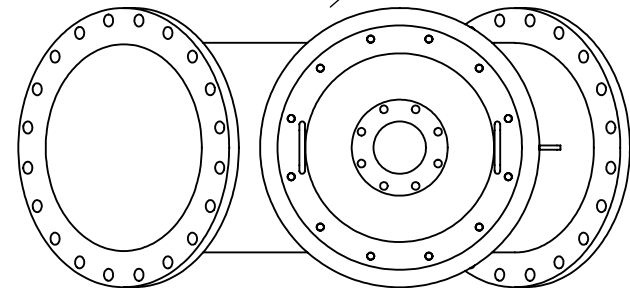


BACK VIEW

REVISIONS				
REV.	ZONE	DESCRIPTION	DATE	INITIAL



SIDE VIEW



TOP VIEW

TECHNICAL DATA

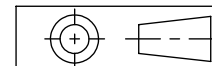
FLOW RATE	MAX. 10,000 GPM (2,271 m ³ /hr)
SCREEN SIZE	____ MICRON
SCREEN AREA	18.0 SQ. FEET
WORKING TEMPERATURE	MAX. 200 °F
WORKING PRESSURE	MAX. 100 PSI
EMPTY WEIGHT	~1075 LBS.
FULL WEIGHT	~2,775 LBS.

NOZZLE	CONNECTION	TYPE	SIZE	RATING
A1	SERVICE PORT	FLANGED	28"	
K1	HIGH PRESSURE CONN.	THREADED	1/4" NPT(2)	
K2	LOW PRESSURE CONN.	THREADED	1/4" NPT(2)	
N1	INLET	FLANGED	24" ASA	CLASS #150 F.F.S.O.
N2	OUTLET	FLANGED	24" ASA	CLASS #150 F.F.S.O.
N3	FLUSH OUTLET	FLANGED	6" ASA	CLASS #150 F.F.S.O.

TOLERANCES (UNLESS OTHERWISE SPECIFIED)

FRAC. ±1/16
.X ±.1
.XX ±.05
.XXX ±.010

ANGLE ±1°



MATERIAL: SST

DRAWN BY: M. SERRANO

DATE: 10/09/18

SCALE: 1:22 **SHEET:** 1 OF 1

TEKLEEN
 Automatic Filters Inc.
 2672 S. LA CIENEGA BLVD.
 LOS ANGELES, CA 90034
 MAIN: (310) 839-2828
 FAX: (310) 839-6878

TITLE: CSF24-S FILTER, CUT DRAWING

DRAWING NUMBER CSF-24S-CUT-01	REV N/A
---	-------------------